

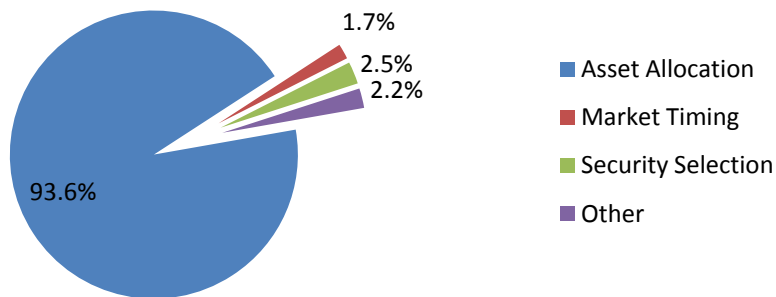


Minuteman
Advisor Services

2010

Growth Portfolios

Determinants of Portfolio Performance



Brinson, Hood, and Beebower 1986

Growth Series

Minuteman Monitored Portfolios

January 4, 2010

Table of Contents

Asset Allocation is the Greatest Determinant of Portfolio Performance..... 3

 Research Analyzes what Contributes to Portfolio Returns 3

The Fixed Portfolio 4

 The Fixed Portfolio is constructed of 4 different Asset Classes. 4

 Exchange Traded Funds – ETF Annual Expenses and the Total of the Portfolio 5

 Exchange Traded Funds – Ticker Symbol 5

The Conservative Portfolio 6

 The Conservative Portfolio is constructed of 10 different Asset Classes. 6

 Exchange Traded Funds – ETF Annual Expenses and the Total of the Portfolio 7

 Exchange Traded Funds – Ticker Symbol 7

The Moderate Portfolio..... 8

 The Moderate Portfolio is constructed of 10 different Asset Classes..... 8

 Exchange Traded Funds – ETF Annual Expenses and the Total of the Portfolio 9

 Exchange Traded Funds – Ticker Symbol 9

The Balanced Portfolio 10

 The Balanced Portfolio is constructed of 10 different Asset Classes. 10

 Exchange Traded Funds – ETF Annual Expenses and the Total of the Portfolio 11

 Exchange Traded Funds – Ticker Symbol 11

The Aggressive Portfolio..... 12

 The Aggressive Portfolio is constructed of 10 different Asset Classes..... 12

 Exchange Traded Funds – ETF Annual Expenses and the Total of the Portfolio 13

 Exchange Traded Funds – Ticker Symbol 13

The Equity Portfolio..... 14

 The Equity Portfolio is constructed of 6 different Asset Classes..... 14

 Exchange Traded Funds – ETF Annual Expenses and the Total of the Portfolio 15

 Exchange Traded Funds – Ticker Symbol 15

Asset Allocation is the Greatest Determinant of Portfolio Performance

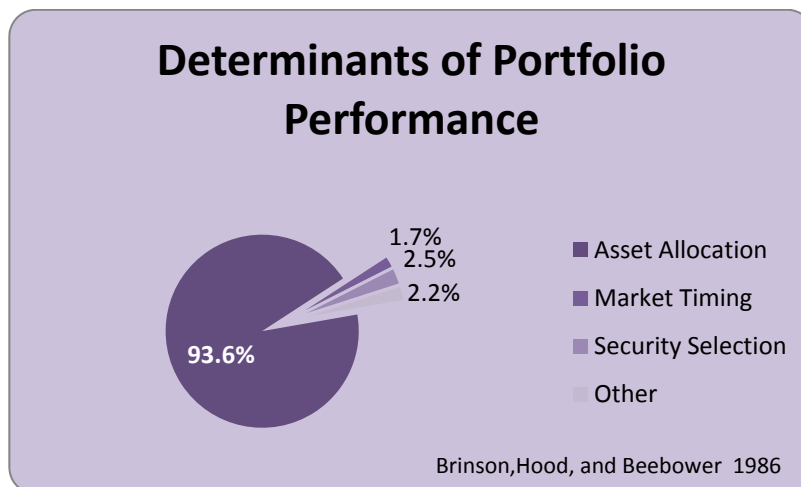
Research Analyzes what Contributes to Portfolio Returns

In a ground breaking study of 91 large pension funds, Gary P. Brinson, Randolph Hood, and Gilbert L. Beebower measure annual returns over a 10 year period. The table below illustrates the findings:

Total Returns	Average Returns	Minimum Return	Maximum Return	Standard Deviation
<i>Portfolio Returns</i>				
Policy	10.11%	9.47%	10.57%	0.22%
Policy and Timing	9.44%	7.25%	10.34%	0.52
Policy and selection	9.75%	7.17%	13.31%	1.33%
Actual portfolio	9.01%	5.85%	13.40%	1.43
<i>Active returns</i>				
Timing only	-0.66%	-2.68%	0.25%	0.49%
Security selection only	-0.36%	-2.90%	3.60%	1.36%
Other	-0.07%	-1.17%	2.57%	0.45%
Total active returns	-1.10%	-4.17%*	3.69%*	1.45%*

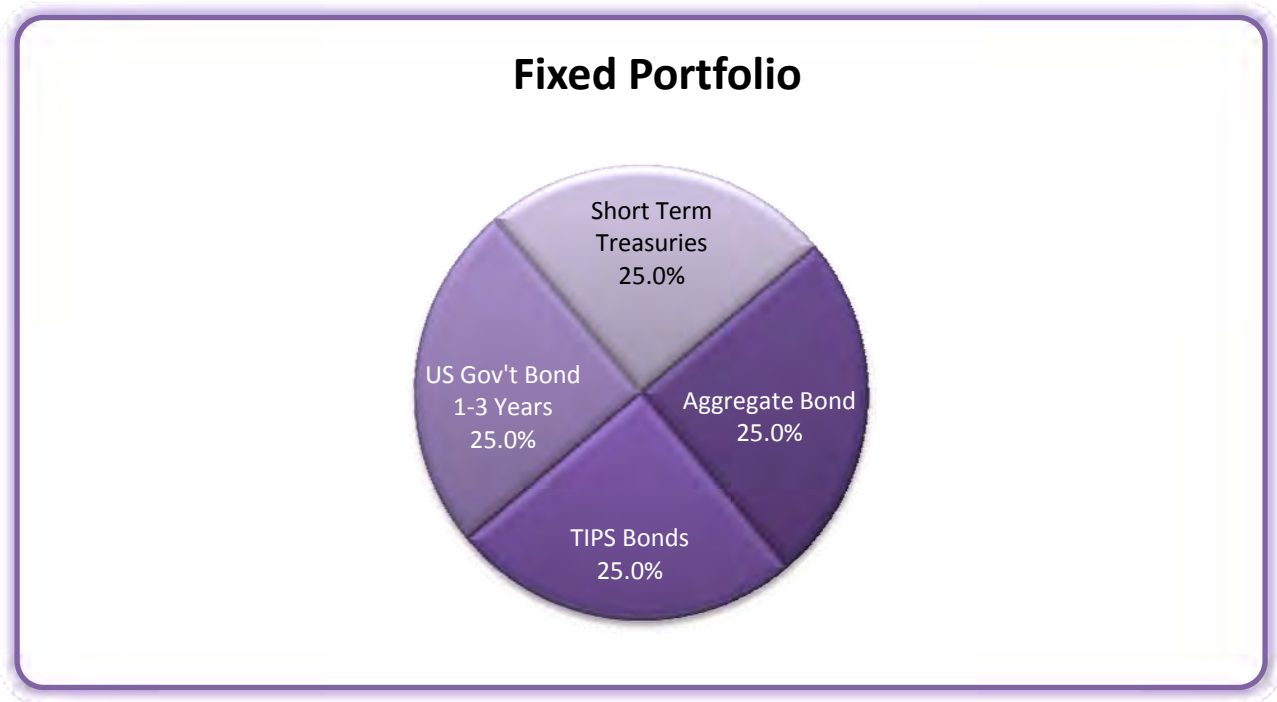
*Not additive

The table above demonstrates that the addition of active management techniques such as ‘market timing’ and ‘security selection’ to a portfolio, decreases returns and increase risk. The chart below demonstrates the amount of portfolio performance is attributed to Asset Allocation, Market Timing, Security Selection and Other. The results show that Asset Allocation is the most important determiner of portfolio returns.



The Fixed Portfolio

Risk
•Lowest



The Fixed Portfolio is constructed of 4 different Asset Classes.

Bonds	Allocation	ETF
1. Aggregate Bond	25.0%	iShares Barclays Aggregate Bond
2. TIPS Bonds	25.0%	iShares Barclays TIPS Bond
3. US Gov't Bond 1-3 Years	25.0%	iShares Barclays 1-3 Year Treasury Bond
4. Short Term Treasuries	25.0%	iShares Barclays Short Term Treasury Bond

The Fixed Portfolio

Exchange Traded Funds – ETF Annual Expenses and the Total of the Portfolio

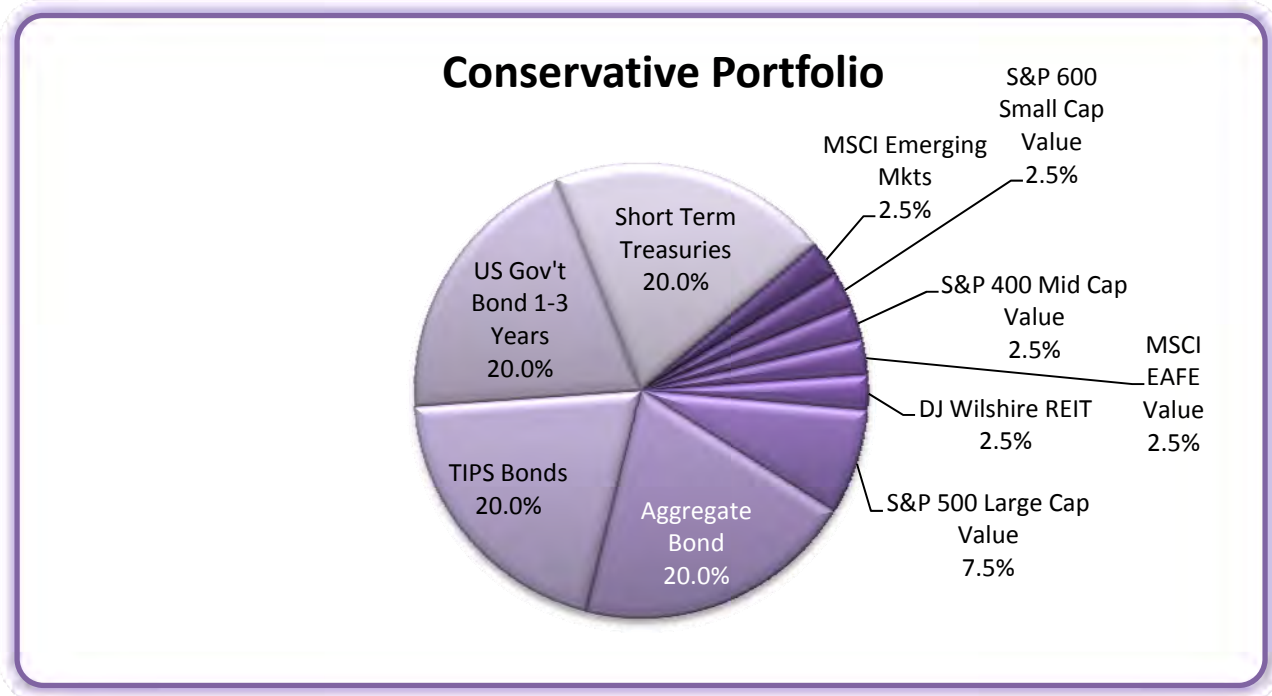
Bonds	Allocation	ETF Expense	ETF % per alloc.
iShares Barclays Aggregate Bond	25.00%	0.20%	0.05%
iShares Barclays TIPS Bond	25.00%	0.20%	0.05%
iShares Barclays 1-3 Year Treasury Bond	25.00%	0.15%	0.04%
iShares Barclays Short Term Treasury Bond	25.00%	0.15%	0.04%
Portfolio Expenses (Average /Total)	100.00%	0.18%	0.18%

Exchange Traded Funds – Ticker Symbol

Bonds	Ticker Symbol
iShares Barclays Aggregate Bond	AGG
iShares Barclays TIPS Bond	TIP
iShares Barclays 1-3 Year Treasury Bond	SHY
iShares Barclays Short Term Treasury Bond	SHV

The Conservative Portfolio

Risk
•Low



The Conservative Portfolio is constructed of 10 different Asset Classes.

Bonds	Allocation	ETF
1. Aggregate Bond	20.00%	iShares Barclays Aggregate Bond
2. TIPS Bonds	20.00%	iShares Barclays TIPS Bond
3. US Gov't Bond 1-3 Years	20.00%	iShares Barclays 1-3 Year Treasury Bond
4. Short Term Treasuries	20.00%	iShares Barclays Short Term Treasury Bond
Stocks		
5. S&P 500 Large Cap Growth	7.50%	RYDEX S&P 500 Pure Growth
6. S&P 400 Mid Cap Growth	2.50%	RYDEX S&P 400 Mid Cap Pure Growth
7. S&P 600 Small Cap Growth Index	2.50%	RYDEX S&P 600 Small Cap Pure Growth
8. MSCI EAFE Growth	2.50%	iShares MSCI EAFE Growth Index
9. MSCI Emerging Markets	2.50%	iShares MSCI Emerging Markets Index
Specialty		
10. DJ Wilshire REIT	2.50%	iShares Dow Jones US Real Estate

The Conservative Portfolio

Exchange Traded Funds – ETF Annual Expenses and the Total of the Portfolio

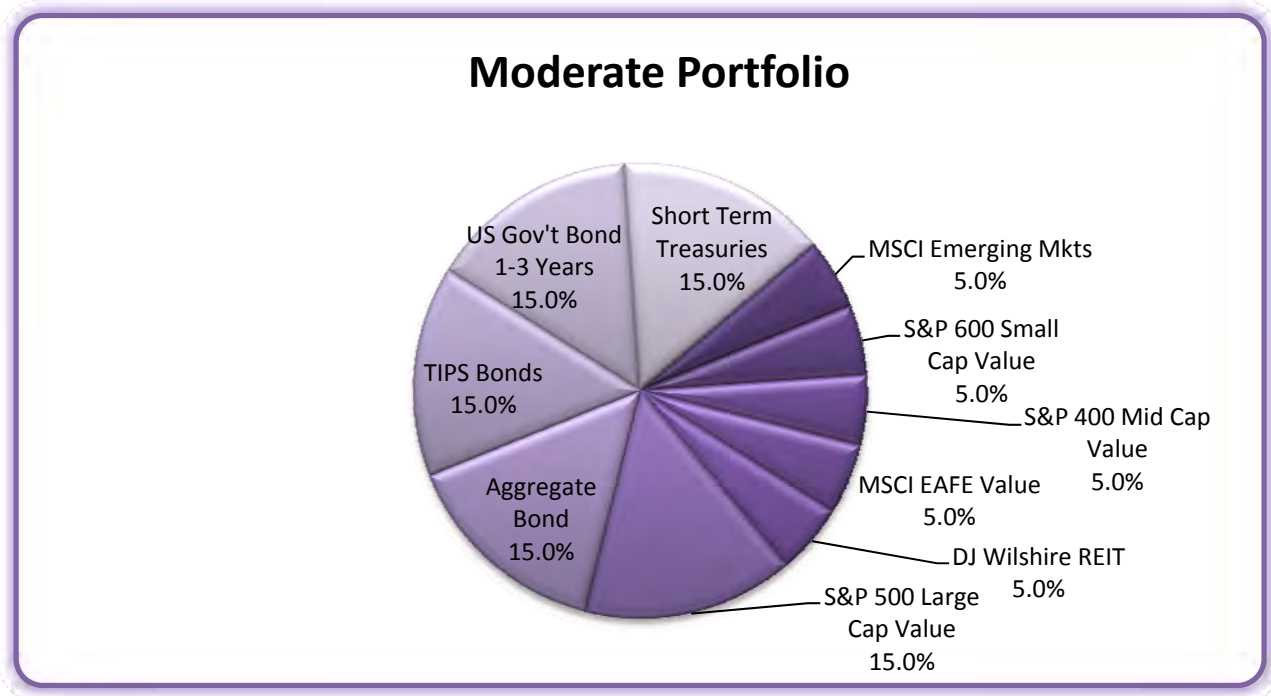
Bonds	Allocation	ETF Expense	ETF % per alloc.
iShares Barclays Aggregate Bond	20.00%	0.20%	0.04%
iShares Barclays TIPS Bond	20.00%	0.20%	0.04%
iShares Barclays 1-3 Year Treasury Bond	20.00%	0.15%	0.03%
iShares Barclays Short Term Treasury Bond	20.00%	0.15%	0.03%
Stocks			
RYDEX S&P 500 Large Cap Pure Growth	7.50%	0.35%	0.03%
RYDEX S&P 400 Mid Cap Pure Growth	2.50%	0.35%	0.01%
RYDEX S&P 600 Small Cap Pure Growth	2.50%	0.35%	0.01%
iShares MSCI EAFE Growth Index	2.50%	0.40%	0.01%
iShares MSCI Emerging Markets Index	2.50%	0.72%	0.02%
Specialty			
iShares Dow Jones US Real Estate	2.50%	0.48%	0.01%
Portfolio Expenses (Average /Total)	100.00%	0.34%	0.22%

Exchange Traded Funds – Ticker Symbol

Bonds	Ticker Symbol
iShares Barclays Aggregate Bond	AGG
iShares Barclays TIPS Bond	TIP
iShares Barclays 1-3 Year Treasury Bond	SHY
iShares Barclays Short Term Treasury Bond	SHV
Stocks	
RYDEX S&P 500 Large Cap Pure Growth	RPG
RYDEX S&P 400 Mid Cap Pure Growth	RFG
RYDEX S&P 600 Small Cap Pure Growth	RZG
iShares MSCI EAFE Growth Index	EFG
iShares MSCI Emerging Markets Index	EEM
Specialty	
iShares Dow Jones US Real Estate	IYR

The Moderate Portfolio

Risk
•Medium



The Moderate Portfolio is constructed of 10 different Asset Classes.

Bonds	Allocation	ETF
1. Aggregate Bond	15.00%	iShares Barclays Aggregate Bond
2. TIPS Bonds	15.00%	iShares Barclays TIPS Bond
3. US Gov't Bond 1-3 Years	15.00%	iShares Barclays 1-3 Year Treasury Bond
4. Short Term Treasuries	15.00%	iShares Barclays Short Term Treasury Bond
Stocks		
5. S&P 500 Large Cap Growth	15.00%	RYDEX S&P 500 Pure Growth
6. S&P 400 Mid Cap Growth	5.00%	RYDEX S&P 400 Mid Cap Pure Growth
7. S&P 600 Small Cap Growth Index	5.00%	RYDEX S&P 600 Small Cap Pure Growth
8. MSCI EAFE Growth	5.00%	iShares MSCI EAFE Growth Index
9. MSCI Emerging Markets	5.00%	iShares MSCI Emerging Markets Index
Specialty		
10. DJ Wilshire REIT	5.00%	iShares Dow Jones US Real Estate

The Moderate Portfolio

Exchange Traded Funds – ETF Annual Expenses and the Total of the Portfolio

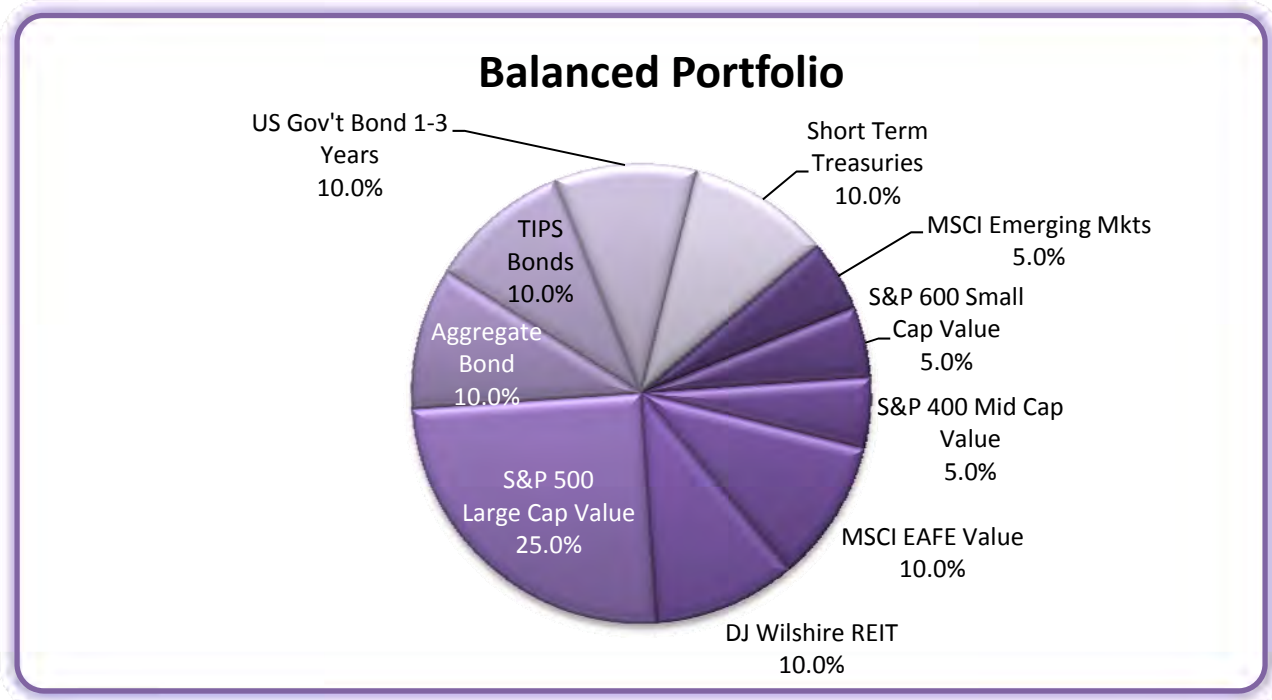
Bonds	Allocation	ETF Expense	ETF % per alloc.
iShares Barclays Aggregate Bond	15.00%	0.20%	0.03%
iShares Barclays TIPS Bond	15.00%	0.20%	0.03%
iShares Barclays 1-3 Year Treasury Bond	15.00%	0.15%	0.02%
iShares Barclays Short Term Treasury Bond	15.00%	0.15%	0.02%
Stocks			
RYDEX S&P 500 Large Cap Pure Growth	15.00%	0.35%	0.05%
RYDEX S&P 400 Mid Cap Pure Growth	5.00%	0.35%	0.02%
RYDEX S&P 600 Small Cap Pure Growth	5.00%	0.35%	0.02%
iShares MSCI EAFE Growth Index	5.00%	0.40%	0.02%
iShares MSCI Emerging Markets Index	5.00%	0.72%	0.04%
Specialty			
iShares Dow Jones US Real Estate	5.00%	0.48%	0.02%
Portfolio Expenses (Average /Total)	100.00%	0.34%	0.27%

Exchange Traded Funds – Ticker Symbol

Bonds	Ticker Symbol
iShares Barclays Aggregate Bond	AGG
iShares Barclays TIPS Bond	TIP
iShares Barclays 1-3 Year Treasury Bond	SHY
iShares Barclays Short Term Treasury Bond	SHV
Stocks	
RYDEX S&P 500 Large Cap Pure Growth	RPG
RYDEX S&P 400 Mid Cap Pure Growth	RFG
RYDEX S&P 600 Small Cap Pure Growth	RZG
iShares MSCI EAFE Growth Index	EFG
iShares MSCI Emerging Markets Index	EEM
Specialty	
iShares Dow Jones US Real Estate	IYR

The Balanced Portfolio

Risk
•Medium-High



The Balanced Portfolio is constructed of 10 different Asset Classes.

Bonds	Allocation	ETF
1. Aggregate Bond	10.00%	iShares Barclays Aggregate Bond
2. TIPS Bonds	10.00%	iShares Barclays TIPS Bond
3. US Gov't Bond 1-3 Years	10.00%	iShares Barclays 1-3 Year Treasury Bond
4. Short Term Treasuries	10.00%	iShares Barclays Short Term Treasury Bond
Stocks		
5. S&P 500 Large Cap Growth	25.00%	RYDEX S&P 500 Pure Growth
6. S&P 400 Mid Cap Growth	5.00%	RYDEX S&P 400 Mid Cap Pure Growth
7. S&P 600 Small Cap Growth Index	5.00%	RYDEX S&P 600 Small Cap Pure Growth
8. MSCI EAFE Growth	10.00%	iShares MSCI EAFE Growth Index
9. MSCI Emerging Markets	5.00%	iShares MSCI Emerging Markets Index
Specialty		
10. DJ Wilshire REIT	10.00%	iShares Dow Jones US Real Estate

The Balanced Portfolio

Exchange Traded Funds – ETF Annual Expenses and the Total of the Portfolio

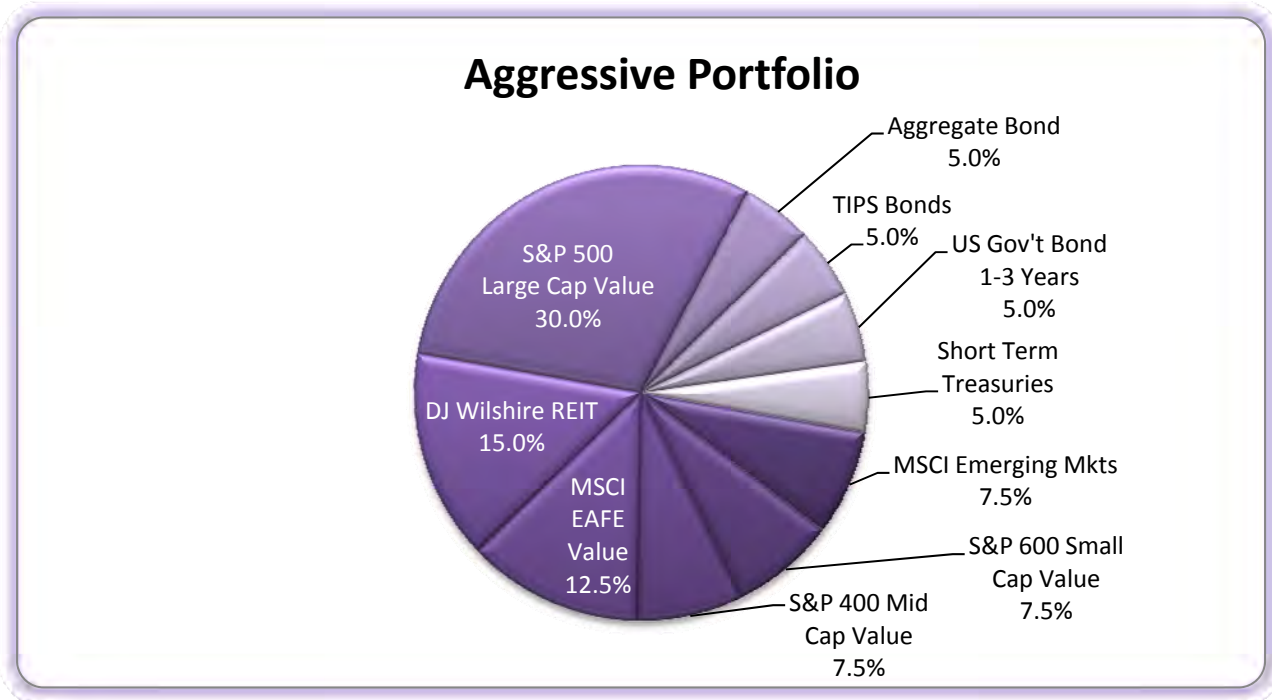
Bonds	Allocation	ETF Expense	ETF % per alloc.
iShares Barclays Aggregate Bond	10.00%	0.20%	0.02%
iShares Barclays TIPS Bond	10.00%	0.20%	0.02%
iShares Barclays 1-3 Year Treasury Bond	10.00%	0.15%	0.02%
iShares Barclays Short Term Treasury Bond	10.00%	0.15%	0.02%
Stocks			
RYDEX S&P 500 Large Cap Pure Growth	25.00%	0.35%	0.09%
RYDEX S&P 400 Mid Cap Pure Growth	5.00%	0.35%	0.02%
RYDEX S&P 600 Small Cap Pure Growth	5.00%	0.35%	0.02%
iShares MSCI EAFE Growth Index	10.00%	0.40%	0.04%
iShares MSCI Emerging Markets Index	5.00%	0.72%	0.04%
Specialty			
iShares Dow Jones US Real Estate	10.00%	0.48%	0.05%
Portfolio Expenses (Average /Total)	100.00%	0.34%	0.32%

Exchange Traded Funds – Ticker Symbol

Bonds	Ticker Symbol
iShares Barclays Aggregate Bond	AGG
iShares Barclays TIPS Bond	TIP
iShares Barclays 1-3 Year Treasury Bond	SHY
iShares Barclays Short Term Treasury Bond	SHV
Stocks	
RYDEX S&P 500 Large Cap Pure Growth	RPG
RYDEX S&P 400 Mid Cap Pure Growth	RFG
RYDEX S&P 600 Small Cap Pure Growth	RZG
iShares MSCI EAFE Growth Index	EFG
iShares MSCI Emerging Markets Index	EEM
Specialty	
iShares Dow Jones US Real Estate	IYR

The Aggressive Portfolio

Risk
•High



The Aggressive Portfolio is constructed of 10 different Asset Classes.

Bonds	Allocation	ETF
1. Aggregate Bond	5.00%	iShares Barclays Aggregate Bond
2. TIPS Bonds	5.00%	iShares Barclays TIPS Bond
3. US Gov't Bond 1-3 Years	5.00%	iShares Barclays 1-3 Year Treasury Bond
4. Short Term Treasuries	5.00%	iShares Barclays Short Term Treasury Bond
Stocks		
5. S&P 500 Large Cap Growth	30.00%	RYDEX S&P 500 Pure Growth
6. S&P 400 Mid Cap Growth	7.50%	RYDEX S&P 400 Mid Cap Pure Growth
7. S&P 600 Small Cap Growth Index	7.50%	RYDEX S&P 600 Small Cap Pure Growth
8. MSCI EAFE Growth	12.50%	iShares MSCI EAFE Growth Index
9. MSCI Emerging Markets	7.50%	iShares MSCI Emerging Markets Index
Specialty		
10. DJ Wilshire REIT	15.00%	iShares Dow Jones US Real Estate

The Aggressive Portfolio

Exchange Traded Funds – ETF Annual Expenses and the Total of the Portfolio

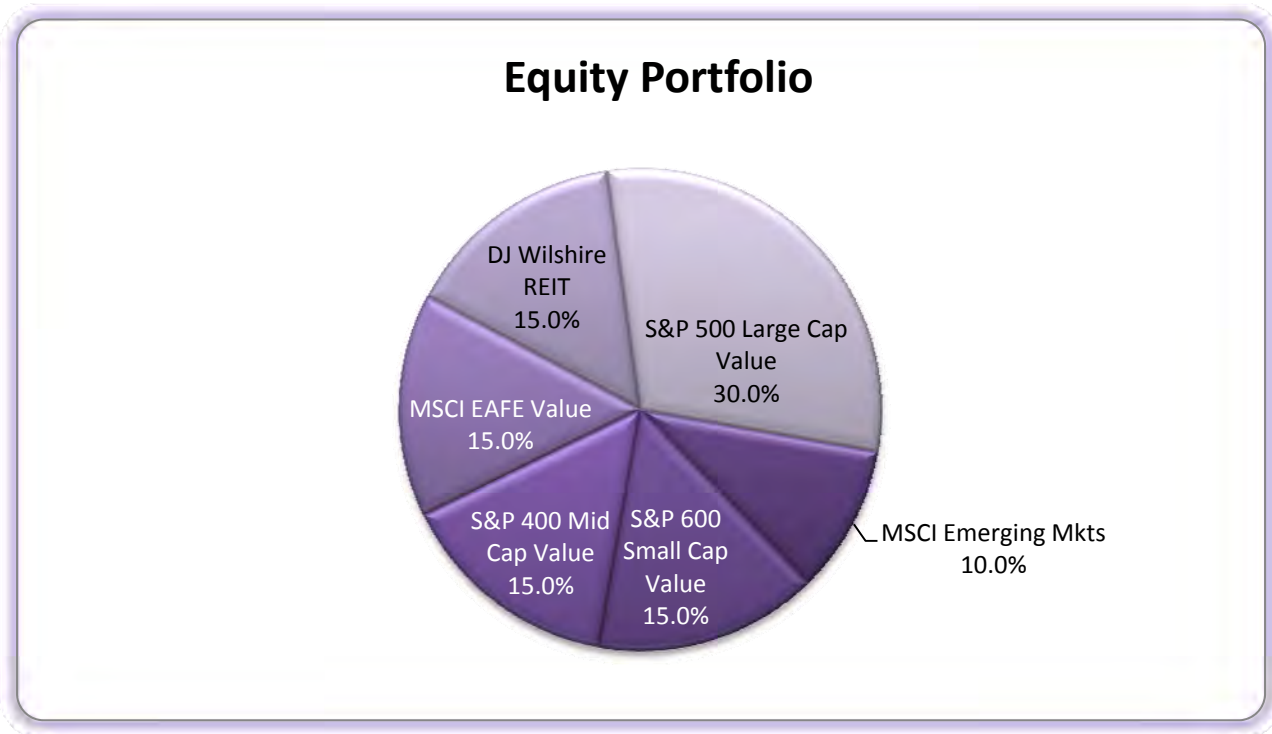
Bonds	Allocation	ETF Expense	ETF % per alloc.
iShares Barclays Aggregate Bond	5.00%	0.20%	0.01%
iShares Barclays TIPS Bond	5.00%	0.20%	0.01%
iShares Barclays 1-3 Year Treasury Bond	5.00%	0.15%	0.01%
iShares Barclays Short Term Treasury Bond	5.00%	0.15%	0.01%
Stocks			
RYDEX S&P 500 Large Cap Pure Growth	30.00%	0.35%	0.11%
RYDEX S&P 400 Mid Cap Pure Growth	7.50%	0.35%	0.03%
RYDEX S&P 600 Small Cap Pure Growth	7.50%	0.35%	0.03%
iShares MSCI EAFE Growth Index	12.50%	0.40%	0.05%
iShares MSCI Emerging Markets Index	7.50%	0.72%	0.06%
Specialty			
iShares Dow Jones US Real Estate	15.00%	0.48%	0.07%
Portfolio Expenses (Average /Total)	100.00%	0.34%	0.37%

Exchange Traded Funds – Ticker Symbol

Bonds	Ticker Symbol
iShares Barclays Aggregate Bond	AGG
iShares Barclays TIPS Bond	TIP
iShares Barclays 1-3 Year Treasury Bond	SHY
iShares Barclays Short Term Treasury Bond	SHV
Stocks	
RYDEX S&P 500 Large Cap Pure Growth	RPG
RYDEX S&P 400 Mid Cap Pure Growth	RFG
RYDEX S&P 600 Small Cap Pure Growth	RZG
iShares MSCI EAFE Growth Index	EFG
iShares MSCI Emerging Markets Index	EEM
Specialty	
iShares Dow Jones US Real Estate	IYR

The Equity Portfolio

Risk
•Highest



The Equity Portfolio is constructed of 6 different Asset Classes.

Stocks	Allocation	ETF
1. S&P 500 Large Cap Growth	30.00%	RYDEX S&P 500 Pure Growth
2. S&P 400 Mid Cap Growth	15.00%	RYDEX S&P 400 Mid Cap Pure Growth
3. S&P 600 Small Cap Growth Index	15.00%	RYDEX S&P 600 Small Cap Pure Growth
4. MSCI EAFE Growth	15.00%	iShares MSCI EAFE Growth Index
5. MSCI Emerging Markets	10.00%	iShares MSCI Emerging Markets Index
Specialty		
6. DJ Wilshire REIT	15.00%	iShares Dow Jones US Real Estate

The Equity Portfolio

Exchange Traded Funds – ETF Annual Expenses and the Total of the Portfolio

Stocks	Allocation	ETF Expense	ETF % per alloc.
RYDEX S&P 500 Large Cap Pure Growth	30.00%	0.35%	0.11%
RYDEX S&P 400 Mid Cap Pure Growth	15.00%	0.35%	0.05%
RYDEX S&P 600 Small Cap Pure Growth	15.00%	0.35%	0.05%
iShares MSCI EAFE Growth Index	15.00%	0.40%	0.06%
iShares MSCI Emerging Markets Index	10.00%	0.72%	0.07%
Specialty			
iShares Dow Jones US Real Estate	15.00%	0.48%	0.07%
Portfolio Expenses (Average /Total)	100.00%	0.44%	0.42%

Exchange Traded Funds – Ticker Symbol

Stocks	Ticker Symbol
RYDEX S&P 500 Large Cap Pure Growth	RPG
RYDEX S&P 400 Mid Cap Pure Growth	RFG
RYDEX S&P 600 Small Cap Pure Growth	RZG
iShares MSCI EAFE Growth Index	EFG
iShares MSCI Emerging Markets Index	EEM
Specialty	
iShares Dow Jones US Real Estate	IYR